



Australian
Air League

2018

AUSTRALIAN AIR LEAGUE

REVIEW DIGEST

CREST ATHLETICS STADIUM
GEORGES HALL, SYDNEY NSW

23 SEPTEMBER 2018



aalreview.airleague.com.au

CONTENTS

Message from the Chief Commissioner	4
Introduction	5
Timetable.....	5
General Information	6
2.0 Dress	6
3.0 Duty of Care to Members	6
4.0 Non-Smoking Event	6
5.0 Duty Group	7
6.0 Results	7
7.0 Canteen.....	7
8.0 Requests for Further Information	7
FIELD AND SOLO COMPETITIONS	8
Field Competitions	9
9.0 Competition Areas.....	9
10.0 General Conditions of Entry to Field Competitions	9
11.0 Squadron Section Drill	11
12.0 Junior Section Drill	12
13.0 Wing Section Drill.....	13
14.0 Officer Section Drill	13
15.0 Flight Drill	14
16.0 Flag Party Drill.....	16
17.0 Band Drill.....	18
Solo Music Competitions	20
18.0 Solo Competitions - General	20
19.0 Solo Snare Drum Requirements	20
20.0 Solo Tenor Drum Requirements	21
21.0 Solo Bugle Requirements	21
BALL GAMES COMPETITION	22
Ball Games	23
22.0 General Conditions	23
23.0 Ball Games Rules and Procedures	24
EDUCATION COMPETITIONS	27
24.0 Introduction.....	28
25.0 Education Competition Staff.....	28
Squadron Education Display.....	28
26.0 Education Display Conditions and Judging.....	28
Modelling	31
27.0 Competition Categories.....	31
28.0 General Conditions of Entry	32
29.0 Kites	33
30.0 Plastic Modelling – Aircraft 1/72 Scale (and smaller) and 1/48 Scale (and larger) Competitions	33
31.0 Plastic Modelling – Open Space Vehicles (Actual), Ships, Cars, Armour Vehicles, Science Fiction etc.	34
32.0 Plastic Modelling – Group Build 1/72 Scale Messerschmitt Bf109	34
33.0 Diorama Modelling Aircraft and Associated Equipment only	35

Education Essay	37
34.0 Education Essay Conditions and Judging.....	37
Education Assessment Competition	39
35.0 Assessment Competitions Conditions	39
AIR ACTIVITIES COMPETITIONS	40
Balsa Model Flight Competition	41
36.0 Balsa Model Flight Competition Conditions	41
Aircraft Recognition Competition	43
37.0 Aircraft Recognition Competition Conditions and Entries	43
AFTERNOON PARADE	44
Afternoon Parade	45
38.0 Afternoon Review Staff	45
39.0 Dress.....	45
40.0 Duty of Care to Members	45
41.0 Afternoon Review Competition Entries	45
42.0 Afternoon Review Competition Requirements	45
43.0 Afternoon Parade Order.....	47
44.0 Afternoon Parade Procedure	47
Field Competitions Map	49
2018 AAL REVIEW FIELD COMPETITIONS ENTRY FORM	50
2018 AAL AFTERNOON PARADE ENTRY FORM	51
2018 AAL REVIEW SOLO MUSIC COMPETITIONS ENTRY FORM	52
2018 AAL REVIEW EDUCATION DISPLAY & ESSAY ENTRY FORM	54
2018 AAL REVIEW - MODELLING ENTRY FORM	55

Message from the Chief Commissioner

It is my pleasure to be able to extend to all members, their families and friends an invitation to join with us at the 2018 Australian Air League Review which is being conducted at the Crest Athletics Field, McClean Street, Georges Hall (Sydney), New South Wales on Sunday 23rd September 2018. We are expecting members from South Australia, Victoria and Queensland to join their New South Wales counterparts in the day's activities and to renew friendships and make new acquaintances or meet old friends.

Those members, who have attended previous Reviews, will be well aware of the rewards of national competition and friendships made through attendance at an Australian Air League Review. To those who have not yet attended a Review, this is your opportunity to meet with members from interstate and to take home with you many, wonderful memories.

The benefits of attending an AAL Review cannot be discounted – they are invaluable.

In 2016 South Australian members flew into Ballarat for the day of the Review – a very successful venture using Alliance airlines. This year members from Queensland are repeating the day travel exercise into Sydney using both QANTAS and Virgin Australia. Victoria Group have planned 5 days in Sydney to coincide with the Review and South Australia Wing are joining them, in camp, on the Saturday.

Our Reviewing Officer, for this Review is, Qantas Captain Owen Zupp who is a published author, journalist and experienced commercial pilot. Captain Zupp will be joined on the day by his wife Kirrily, also a pilot.

This Review Digest will give you details of all activities on the day and what you need to do to prepare for this major event in our calendar and to ensure you gain maximum involvement in the activities. We are contemplating a most enjoyable day with you all.

I look forward to seeing as many members as possible joining us at the Crest Athletics Field on Sunday 23rd September.

Good luck to those entering competitions and best wishes to you all.

Sincerely

Chief Comr Ian Rickards, OAM, LM, DSA and Bar, MSA
Chief Commissioner
10th June 2018

Introduction

- 1.1 The Australian Air League Review will be conducted on Sunday, 23 September 2018 at the Crest Athletics Stadium, McClean St, Georges Hall, Sydney, NSW.
- 1.2 **All Squadrons are invited to attend** and compete and to take part in the Afternoon Parade.
- 1.3 There will be TWO main streams of competitions for field – Open and Boys Only. Every effort is being made to ensure that all personnel who attend have the opportunity to compete – no matter what the size of their squadron is. This is reflected in the rules for the individual competitions which can be found in the section [Field Competitions](#).
- 1.4 Units should note that a minimum standard of marking competitors applies. Consequently, individuals or units who find that they are the sole entrant in a competition will be declared the winner only if they reach the minimum standard required.

Timetable

Sunday 23 September

- **0700 hrs Education Displays commence setting up**
- 0700 hrs Duty Groups (NSW Boys and NSW Girls) to report for duty
- **0800 hrs Units to be present at the ground**
- **0800 hrs Solo Drumming and Bugle Competitions commence**
- 0800 hrs Judges Briefing
- 0810 hrs General Officers Briefing
- 0820 hrs Official Opening by the Chief Commissioner
- 0825 hrs Flag Rise
- **0830 hrs Field Competitions Commence**
- **0900 hrs Education Displays setting up closes, Judging commences**
- **1200 hrs Ball Games Competitions Commence**
- **1230 hrs Band Competitions Commence**
- **1300 hrs All Afternoon Parade Statements to be handed in**
- **1400 hrs Afternoon Parade Forms Up**
- 1430 hrs Parade Marches On
- 1600 hrs Approximate Completion Time

Timetable is subject to change on the day. It is the responsibility of Squadron Officers to ensure that their competing units are at the correct place at the correct time. Close attention **must** be made to all public address announcements.

Note: Allowances will be made for units travelling long distances who may otherwise miss some of the early cut off times.

General Information

2.0 Dress

- 2.1 Members are required to wear full Australian Air League uniform as laid down in [Section 18](#) of the Australian Air League Manual.
- 2.2 Whilst full details can be found in the manual, members are also advised the following will be closely scrutinised:
 - 2.2.1 Warrant Officers must ensure they have correct insignia, and if wearing officer uniforms, have correct cap badges
 - 2.2.2 Jumpers under officer tunics are not allowed
 - 2.2.3 Members must have correct Air League slacks or trousers
 - 2.2.4 Members are to adhere to the requirements of [Paragraphs 1.8 to 1.15 in Section 18](#) regarding personal appearance in relation to hair, jewellery, make up, etc.
- 2.3 Medals and Decorations must be worn for the afternoon parade. Name tags are not to be worn at any time during the day. Only medals and badges authorised by the Australian Air League, and for which the member has an authority card, are to be worn. Officers are to wear Tunics for the afternoon parade, except for officers from designated tropical squadrons.
- 2.4 Navy blue uniform jumpers are not to be worn during competitions or for the final parade but may be worn at all other times where required.
- 2.5 Membership Cards and Authority Cards must be carried by members for all rank, badges and medals that they wear.
- 2.6 Members are also reminded that when travelling to and from the Australian Air League Review that their uniforms must be full and correct, if worn.
- 2.7 Members not in full and correct uniform will not be allowed to compete or take part in the Afternoon Parade, in Field Competitions and in Solo Competitions. All Wing and Squadron OCs are expected to strictly enforce this directive.

3.0 Duty of Care to Members

- 3.1 It is the responsibility of all Squadron OCs to ensure that the members of their squadron are fit and well throughout the day. Members who are feeling ill should not be allowed to take part in competitions or the afternoon parade.
- 3.2 Squadron OCs are to ensure members are provided with adequate shade, refreshments and sun protection at this Review. Squadron OCs should refer to the Australian Air League's policy on sun protection ([AAL Manual Section 1, Para 4.0](#))
- 3.3 Any injured or ill members are to be immediately referred to the designated Review First Aid Officer.
- 3.4 Group Executive Commissioners will ensure Squadron OCs within their Group follow these directives.

4.0 Non-Smoking Event

- 4.1 As per the Australian Air League's policy on smoking ([AAL Manual Section 1, Para 5.0](#)) the Australian Air League Review is a non-smoking event. All personnel are to strictly follow this directive. No person attending, including non-members, will be allowed to smoke within the grounds of the Australian Air League Review, which includes, but may not be limited to, the Crest Athletics Stadium.

5.0 Duty Group

- 5.1 The Duty Groups are **New South Wales Boys** and **New South Wales Girls**.
- 5.2 **New South Wales Boys Group** is to designate an officer as a duty officer who is to ensure adequate personnel are available and present for duty when rostered. The duty officer should contact the Federal Field Commissioner for further instructions.

6.0 Results

- 6.1 When finalised and available, all units taking part in the competitions will be given a summary of where they lost points in order that they may be corrected for future competitions.

7.0 Canteen

- 7.1 A canteen will be operating on the day. No units are permitted to sell food or refreshments other than the authorised canteen operators.
- 7.2 Units and individuals are also not permitted to sell other items, such as souvenirs or fund raise on the day without prior permission from the Federal Field Commissioner.

8.0 Requests for Further Information

- 8.1 Should any further information be required regarding the Australian Air League Review, please contact your Group Field Commissioner/Officer.

Visit the Australian Air League Review website at:

<https://aalreview.airleague.com.au>

For the latest news and updates

FIELD AND SOLO COMPETITIONS

Field Competitions

9.0 Competition Areas

- 9.1 The reporting tent for all competitions (solo and field) will be situated near the entrance to the main ground, south of the seating area. Refer to [Appendix A](#), Field Competitions Map for more details.

10.0 General Conditions of Entry to Field Competitions

10.1 Competitions

10.2 Note Categories of competitions and eligibility have changed from previous years

- 10.3 There will be two main categories of competitions:

10.3.1 *Open Competitions*

10.3.2 *Boys Only Competitions*

- 10.4 All squadrons may take part in the Open Competition.

10.5 Boys Squadrons and those with a sufficient number of males may take part in the Boys Only Competition.

10.6 A squadron partaking in one competition cannot take part in the other.

10.7 Squadrons Combining to Compete

- 10.8 Squadrons can combine in most competitions where they do not have enough numbers to compete in their own right. Refer to individual Drill competitions for exact requirements.

10.9 Age Limits

- 10.10 The following age restrictions apply for competitions:

10.11 Members competing as NCOs or cadets must be under the age of 18 as at 23 September 2018

10.12 Members 18 and over and under 19 as at 23 September 2018 may compete provided they are carrying the rank of Warrant Officer only and wearing cadet/NCO uniform with Warrant Officer epaulettes.

10.13 Members 19 years or older as at 23 September 2018 cannot compete.

10.13.1 Exceptions apply for Officer Section Drill and Band Drill competitions – see sections [14.0](#), and [17.0](#) respectively for further details.

10.14 The allowance of Warrant Officers aged 18 to compete is to provide these members who have recently turned 18 to still take part in competitions. It is expected that units will still compete in the best possible spirit and not attempt to take advantage of these provisions unduly.

10.15 Uniform Requirements

10.16 Members competing in field competitions must be wearing full and correct Australian Air League uniform – see [2.0](#) above.

10.17 Membership Requirements

10.18 All members competing in field competitions must be current financial members of the Australian Air League. Members competing must have membership cards or proof of current membership (eg copy of receipt of joining fee).

10.19 Entry to Competitions

- 10.20 Squadrons wishing to enter field competitions must do so by completing the attached [Field Competitions Entry Form \(Form A\)](#) and forward to their Group Field Commissioner/Officer by **Sunday 26 August 2018**.

Group Field Commissioners/Officers will check and forward the relevant correct entry forms to the Federal Field Commissioner on or before **Sunday 2 September 2018**

10.21 Entry to Competition Areas

- 10.22 No Officer or NCO other than those in charge of or participating in the competing unit is allowed onto the competition area during the competitions without prior consent of competition staff or in an emergency. Squadron OCs are also to ensure that no other members (including parents, family and others associated with their squadron) are allowed onto the competition area. **This includes people taking photos/video of competing units on the competition area without prior authorisation.** Failure to do so may result in disqualification.

10.23 Communication with Judges

- 10.24 Only competition staff may communicate with judges. Units whose members and associates who do not adhere to this requirement are liable for disqualification.

10.25 Protests and Disqualifications

- 10.26 All protests must be lodged in **writing** with the Review Marshal within one hour of the completion of the concerned unit's competition. **No protest will be accepted after this time limit.**
- 10.27 Should a dispute arise over any decision, it will be referred to the Chief Marshal whose decision shall be FINAL.
- 10.28 **Any Unit found cheating or being in any other way dishonest may find they are disqualified from ALL competitions.** Dishonest behaviour includes, but is not limited to, fielding NCOs with incorrect rank, competitors competing outside of their age groups, fielding non-financial members in competitions and interfering with the running of competitions.
- 10.29 The Australian Air League relies on units' honesty and sense of fair play when entering competitions. Field Competition Staff on the day have the right to ask for proof of age, membership and/or rank where deemed necessary.

11.0 Squadron Section Drill

- 11.1 All Squadrons may compete in Section Drill provided they have the correct complement.
- 11.2 All members competing must be under the age of 19 as at 23 September 2018. Members who are 18 years old must carry the rank of Warrant Officer. Members under the age of 18 must be an NCO or cadet.
- 11.3 All members in the Section must be from the same squadron.
- 11.4 Only **one entry per Squadron** is allowed. Squadrons cannot combine for Squadron Section Drill. Units that need to combine may take part in [Wing Section Drill](#).
- 11.5 This competition is open to Squadrons only.

11.6 Complement Requirements:

- 11.6.1 *Total Number:* **6** including NCO in charge. Sections must have the full complement of 6 otherwise they are deemed to be non-competitive.
- 11.6.2 *NCO in Charge:* Highest Rank permissible is Corporal. **See exception for Warrant Officers in [11.6.4](#).**
- 11.6.3 *Section Members:* Must have **5** Cadets or Leading Cadets and no Corporals in the section. If Leading Cadets are present in the section, a Leading Cadet must be the marker. No section member can out rank the NCO in charge. **See exception for Warrant Officers in [11.6.4](#).**
- 11.6.4 *Warrant Officers* Members aged 18 as at 23 September 2018 may compete in any position provided they are carrying the rank of Warrant Officer and in cadet/NCO uniform with Warrant Officer epaulettes. No other Warrant Officers may compete.

11.7 Section Drill Diagram

- 11.8 The following describes the orders and diagram to be used for Section Drill Competitions (Squadron, Junior, Wing and Officer Competitions). This information is in line with the [Australian Air League Manual, Section 12](#).

See also: http://manual.airleague.com.au/wiki/Section_Drill_Competition_Diagrams and [Section Drill Diagram 8](#) for a printable copy of the Diagram and orders

11.9 Fall in Orders

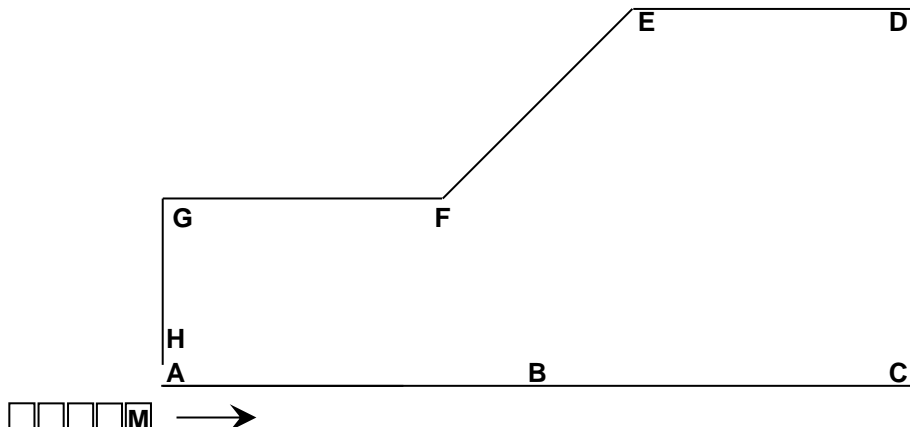
- 1. Section, On Parade
- 2. Marker, Fall In
- 3. Marker, Stand at Ease
- 4. Section, Fall In
- 5. Section, Attention
- 6. Section, Number
- 7. Section, Right Dress
- 8. No. ##, Move forward/Move to the rear, Steady
- 9. Section, Steady
- 10. Section, Eyes Front

11.10 Diagram 8 Orders

- A** Section, Slow March
- B** Section, Into Quick Time, Quick March
- C** Section, Change Direction Left, Left Wheel
- D** Section, Change Direction Left, Left Wheel
- E** Section, Incline to the Left, Left Incline
- F** Section, Incline to the Right, Right Incline
- G** Section, Change Direction Left, Left Wheel
- H** Section, Halt

11.11 Diagram 8 – Section

Note: not to scale



12.0 Junior Section Drill

- 12.1 All Squadrons may compete in Junior Section Drill, provided they have the correct complement.
- 12.2 Where squadrons do not have sufficient numbers to compete in their own right, Squadrons may combine up to a maximum of three. Squadrons who combine are not allowed to field members in any other competing Junior Section.
- 12.3 All members competing must be under the age of 12 as at 23 September 2018.
- 12.4 Squadrons may enter two junior sections. If a Squadron is entering two junior sections they must follow the conditions set out at Section 12.5.

12.5 Extra Conditions for Squadrons Entering Two Junior Sections:

- 12.5.1 No member may compete in more than one junior section.
- 12.5.2 Both junior sections from the squadron must present themselves at the same time to the competition marshal/s.
- 12.5.3 The total number of junior sections that a Squadron intends to enter must be placed on the [Field Competitions Entry Form \(Form A\)](#).

12.6 Complement Requirements:

- 12.6.1 *Total Number:* **6** including NCO in charge. Junior Sections must have the full complement of 6 otherwise they are deemed to be non-competitive.
- 12.6.2 *NCO in Charge:* Highest Rank permissible is Corporal.
- 12.6.3 *Section Members:* Must have **5** Cadets or Leading Cadets and no Corporals in the section. If Leading Cadets are present in the section, a Leading Cadet must be the marker. No section member can out rank the NCO in charge.

12.7 Junior Section Drill Diagram

- 12.7.1 Refer to sections [11.7 to 11.11](#) for details of the section diagram and orders.

13.0 Wing Section Drill

- 13.1 This competition is primarily for Squadrons who do not have enough members to compete in Squadron Section Drill in their own right. Sections taking part in this competition must be composed of at least two squadrons. Squadrons should be from the same Wing. Where this is not feasible, squadrons may combine with any other squadron from the same Group.
- 13.2 Squadrons who have competed in Squadron Section Drill are not permitted to enter Wing Section Drill.
- 13.3 All members competing must be under the age of 19 as at 23 September 2018. Members who are 18 years old must carry the rank of Warrant Officer. Members under the age of 18 must be an NCO or cadet.
- 13.4 Where an entry from a Wing has been made, only one entry per Wing is allowed.

13.5 Complement Requirements:

- 13.5.1 *Total Number:* **6** including NCO in charge. Sections must have the full complement of 6 otherwise they are deemed to be non-competitive.
- 13.5.2 *NCO in Charge:* Highest Rank permissible is Corporal. **See exception for Warrant Officers in [13.5.4](#).**
- 13.5.3 *Section Members:* Must have **5** Cadets or Leading Cadets and no Corporals in the section. If Leading Cadets are present in the section, a Leading Cadet must be the marker. No section member can out rank the NCO in charge. **See exception for Warrant Officers in [13.5.4](#).**
- 13.5.4 *Warrant Officers* Members aged 18 as at 23 September 2018 may compete in any position provided they are carrying the rank of Warrant Officer and in cadet/NCO uniform with Warrant Officer epaulettes. No other Warrant Officers may compete.

13.6 Wing Section Drill Diagram

- 13.6.1 Refer to Sections [11.7 to 11.11](#) for details of the section diagram and orders.

14.0 Officer Section Drill

- 14.1 Each Group may enter one section in Officer Section Drill.
- 14.2 Only one entry per Group is allowed.
- 14.3 Note there is only one competition for Officer Section Drill.

14.4 Complement Requirements:

- 14.4.1 *Total Number:* **6** including Officer in charge. Sections must have the full complement of 6 otherwise they are deemed to be non-competitive.
- 14.4.2 *Section Members:* May be Officers, Warrant Officers or Trainee Officers.

14.5 Officer Section Drill Diagram

- 14.5.1 Refer to sections [11.7 to 11.11](#) for details of the section diagram and orders.

15.0 Flight Drill

- 15.1 All Squadrons may compete in Flight Drill provided they have the correct complement.
- 15.2 All members competing must be under the age of 19 as at 23 September 2018. Members who are 18 years old must carry the rank of Warrant Officer. Members under the age of 18 must be an NCO or cadet.
- 15.3 Where squadrons do not have sufficient numbers to compete in their own right, they may combine with up to two other squadrons from their Group. Squadrons who combine are not allowed to field members in any other competing Flight.
- 15.4 Squadrons may enter more than one flight. If a Squadron is entering more than one flight they must follow the conditions set out at Section 15.5.

15.5 Extra Conditions for Squadrons entering more than one flight:

- 15.5.1 No member may compete in more than one flight.
- 15.5.2 All flights from the squadron must present themselves at the same time to the competition marshal/s.
- 15.5.3 The total number of flights that a Squadron intends to enter must be placed on the [Field Competitions Entry Form \(Form A\)](#).

15.6 Complement Requirements for each Flight entered:

- 15.6.1 *Total Number:* **MAXIMUM – 19** (including NCO in charge)
MINIMUM – 13 (including NCO in charge). One point will be deducted for each member short of the full complement of 19. Flights with less than 13 members are deemed to be non-competitive.
- 15.6.2 *NCO in Charge:* Highest rank permissible is Sergeant, EXCEPT where there is a Squadron Sergeant in the squadron/s but no Sergeants in attendance, the Squadron Sergeant is permitted to take the flight. **See exception for Warrant Officers in [15.6.5](#).**
- 15.6.3 *Markers:* No marker may out rank the NCO in charge. Highest permissible rank is Corporal. **See exception for Warrant Officers in [15.6.5](#).**
- 15.6.4 *Flight Members: (Other than markers)* Minimum is 9, maximum is 15. No flight member may out rank the NCO in charge or the markers. A maximum of 15 Leading Cadets or Cadets may be in the remainder of the flight. **See exception for Warrant Officers in [15.6.5](#).**
- 15.6.5 *Warrant Officers* Members aged 18 as at 23 September 2018 may compete in any position provided they are carrying the rank of Warrant Officer and in cadet/NCO uniform with Warrant Officer epaulettes. No other Warrant Officers may compete.

15.7 Flight Drill Diagram

15.8 The following describes the orders and diagram to be used for the Flight Drill Competition. This information is in line with the [Australian Air League Manual, Section 14](#).

See also: http://manual.airleague.com.au/wiki/Flight_Drill_Competition_Diagrams and See and [Flight Drill Diagram 8](#) for a printable copy of the Diagram and orders

15.9

15.10 Fall in Orders

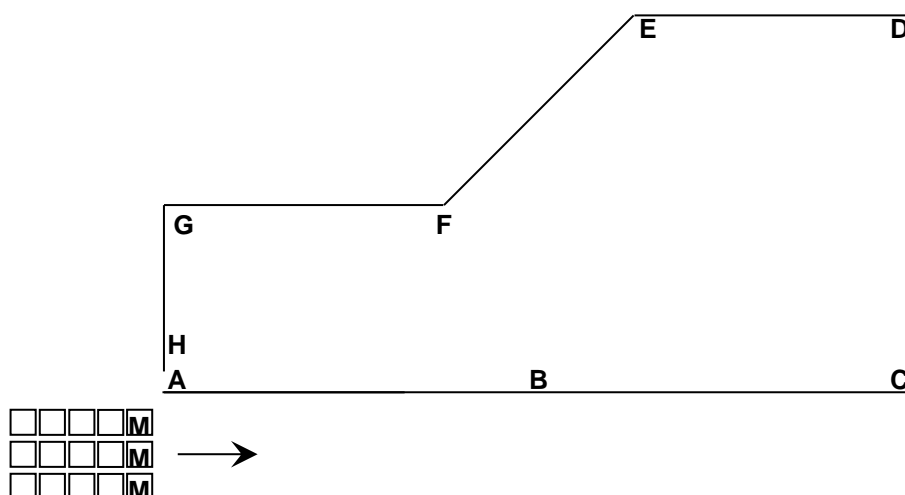
- | | |
|---|--|
| 1. Flight on Parade | 10. A Section Steady |
| 2. Markers Fall In | 11. No. #, Move forward/Move to the rear, Steady |
| 3. Markers Cover Off | 12. B Section Steady |
| 4. Markers Stand at Ease | 13. No. #, Move forward/Move to the rear, Steady |
| 5. Flight Fall In | 14. C Section Steady |
| 6. Flight Attention | 15. Flight Steady |
| 7. Flight Number | 16. Flight Eyes Front |
| 8. Flight Right Dress | 17. Flight Open Order March |
| 9. No. #, Move forward/Move to the rear, Steady | 18. Flight Close Order March |

15.11 Diagram 8 Orders

- | | |
|---|--|
| A Flight, By the Left, Quick March | D Flight, Change Direction Left, Left Wheel |
| B Flight, Form Single Rank | E Flight, Incline to the Left, Left Incline |
| C Flight, To the Halt, Form Three Ranks | F Flight, Incline to the Right, Right Incline |
| C Flight, Change Direction Left, Left Wheel, Quick March | G Flight, Change Direction Left, Left Wheel |
| | H Flight, Halt |

15.12 Diagram 8 – Flight

Note: not to scale



16.0 Flag Party Drill

- 16.1 All squadrons may compete in Flag Party Drill, provided they have the correct complement.
- 16.2 All members competing must be under the age of 19 as at 23 September 2018. Members who are 18 years old must carry the rank of Warrant Officer. Members under the age of 18 must be an NCO or cadet.
- 16.3 Where squadrons do not have sufficient numbers to compete in their own right, they may combine with up to two other squadrons from their Group. Squadrons who combine are not allowed to field members in any other competing Flag Party.

16.4 Complement Requirements:

- 16.4.1 *Total Number:* **7** (including NCO in charge). Flag Parties must have the full complement for a Flag Party with 3 flags and 3 escorts.
- 16.4.2 *NCO in Charge:* Highest rank permissible is Sergeant, EXCEPT where there is a Squadron Sergeant in the squadron/s but no Sergeants in attendance, the Squadron Sergeant is permitted to take the flag party. **See exception for Warrant Officers in [16.4.5](#).**
- 16.4.3 *Bearers:* **3**. Highest permissible rank is Corporal. No bearer may outrank the NCO in charge. **See exception for Warrant Officers in [16.4.5](#).**
- 16.4.4 *Escorts:* **3**. Highest permissible rank is Leading Cadet. No escort may outrank a bearer or the NCO in charge **See exception for Warrant Officers in [16.4.5](#).**
- 16.4.5 *Warrant Officers* Members aged 18 as at 23 September 2018 may compete in any position provided they are carrying the rank of Warrant Officer and in cadet/NCO uniform with Warrant Officer epaulettes. No other Warrant Officers may compete.

16.5 Flag Party Drill Diagram

- 16.6 The following describes the orders and diagram to be used for the Flag Drill Competition. This information is in line with the [Australian Air League Manual, Section 13](#).

See also: http://manual.airleague.com.au/wiki/Flag_Drill_Competition_Diagrams and [Flag Party Drill Diagram 8](#) for a printable copy of the Diagram and orders

16.7

16.8 Fall in Orders

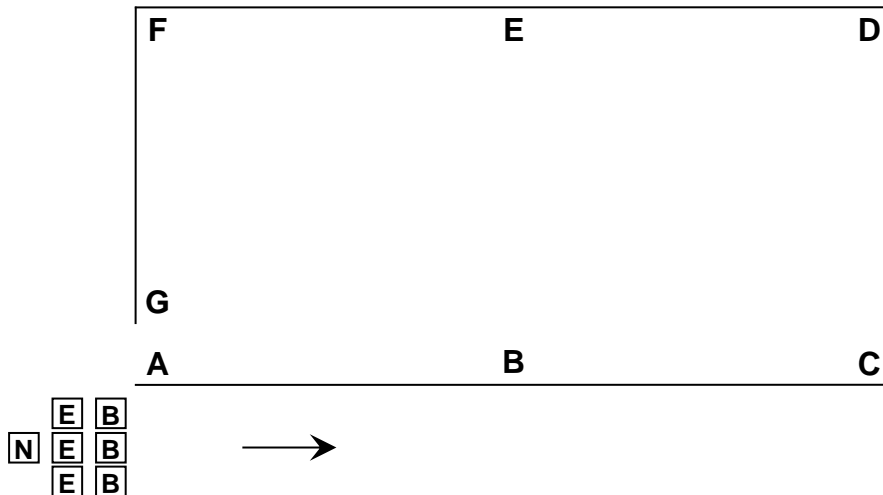
- | | |
|---|---|
| 1. Flag Party Prepare to Fall In | 8. No. #, Move forward/Move to the rear, Steady |
| 2. Flag Party, Bearers, Fall In | 9. Escorts Steady |
| 3. Flag Party, Escorts on the Bearers, Fall In | 10. Flag Party Steady |
| 4. Bearers, Slope Flags | 11. Flag Party, Eyes Front |
| 5. Flag Party, Right Dress | 12. Bearers, Order Flags |
| 6. No. #, Move forward/Move to the rear, Steady | 13. Flag Party, Stand at Ease |
| 7. Bearers Steady | 14. Flag Party Attention |
| | 15. Bearers, Carry Flags |
| | 16. Bearers, Slope Flags |

16.9 Diagram 8 Orders

- A** Flag Party Slope Flags
- A** Flag Party, By the Left, Quick March
- B** Flag Party, Carry Flags
- C** Flag Party, Change Direction Left, Left Wheel
- D** Flag Party, Change Direction Left, Left Wheel
- E** Flag Party, Slope Flags
- F** Flag Party, Change Direction Left, Left Wheel
- G** Flag Party, Halt
- G** Flag Party, Carry Flags
- G** Flag Party, Royal Salute
- G** Flag Party, Carry Flags
- G** Flag Party, Order Flags

16.10 Diagram 8 – Flag Party

Note: not to scale



17.0 Band Drill

17.1 The compulsory tune for 2018 is [Tune No. 21 - Bugle March 4](#).

17.2 Only **one** band per unit is allowed to compete.

17.3 This competition is open to Squadron and Wing bands only.

17.4 Wing Band Requirements:

17.4.1 Wing bands must meet the criteria as set out in the [AAL Manual Section 20, paras 13.0 to 13.5](#) in order to be competitive.

17.4.2 Wing bands must not consist of an over-representation of members from any one squadron. No more than one third of the overall Combined Band compliment shall be made up from any one squadron.

17.4.3 If required, players who have already competed with their respective Squadron Band may be included in the Wing band so long as the proportion of contributor players from that Squadron does not exceed one third of the overall Wing Band compliment.

17.4.4 If a Wing Band consists of only two squadrons, the ratio of player compliment will be determined by the Review Marshall.

17.5 Complement Requirements:

17.5.1 Total Number: **MAXIMUM – 24.** (1 Drum Major, 23 Players).
MINIMUM – 10. (1 Drum Major, 9 Players). One point will be **added** for each member over the complement of 10. Bands with less than 10 members are deemed to be non-competitive.

17.6 Music Requirements:

17.6.1 Bands will play one fixed piece of music which shall be the tune [Tune No. 21 - Bugle March 4](#) and one free choice piece. The fixed piece is to be played twice on the march. The first time on commencing manoeuvres and the second time so that the tune will be completed at the conclusion of the manoeuvres. The band shall come to a halt when the front rank of the Band is in line with the last marker. Upon the front rank of the Band reaching the last marker, the Band may mark time and or halt on the Drum Majors signal and continue to play to the end of the tune.

17.6.2 Alternatively, upon the front rank of the Band reaching the last marker, the Band shall immediately "crash halt" on the Drum Major's signal.

17.6.3 After the Band has come to the Halt and completed the fixed piece, the Drum Major will give the order for the Band to play its free choice. During the playing of the free choice, the Band is not required to remain at the halt and may change formation.

17.6.4 Music for Salutes shall not be played during the competition. (eg General Salute or Last Post).

17.7 Drum Major Requirements:

17.7.1 To be eligible for the Drum Major competition, the Drum Major must be under the age of 18 as at 23 September 2018 provided they are an NCO or cadet, **OR** if aged 18 as at 23 September 2018 be carrying the rank of Warrant Officer. Other members aged 19 and over as at 23 September 2018 will be deemed non-competitive as a Drum Major.

17.8 Band Drill Diagram

17.9 The following describes the orders and diagram to be used for the Band Drill Competition. This information is in line with of the [Australian Air League Manual, Section 20](#).

See also http://manual.airleague.com.au/wiki/Band_Compitions and [Band Drill Diagram 8](#) for a printable copy of the Diagram and orders

17.10 Fall In Orders

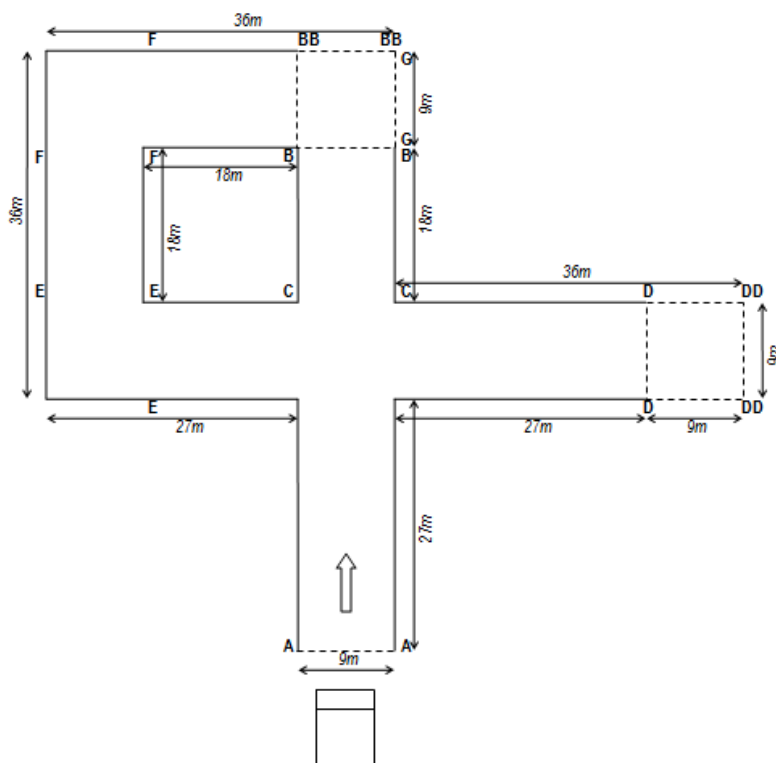
- | | |
|--|---|
| 1. Band, On Parade | 8. Band, Eyes Front |
| 2. Marker, Fall In | 9. (Snare, Tenor, etc.) No. #, Move to your Right/Move to your Left, Steady |
| 3. Band, Fall In | 10. (A/B/C etc.) File, Steady |
| 4. Band, Right Dress | 11. Repeat steps 9 and 10 as necessary |
| 5. (Snare, Tenor, etc.) No. #, Move forward/Move to the rear, Steady | 12. Band, Steady |
| 6. (A/B/C etc.) Section, Steady | 13. Band, Stand at Ease |
| 7. Repeat steps 5 and 6 as necessary | 14. Band, Stand Easy |

17.11 Diagram 8 Orders

- | | |
|----------------------------------|----------------------|
| A Quick March | D Forward |
| BB Circular Counter March | E Right Wheel |
| B Forward | F Right Wheel |
| C Left Wheel | G Halt |
| DD Counter March | Free Choice |
| D Cross Counter March | |

17.12 Diagram 8 – Band Drill

Note: not to scale



Solo Music Competitions

18.0 Solo Competitions - General

18.1 Solo Competitions are as follows:

18.1.1 **Snare Drum:** Junior (Ages 8 to 11)
Cadet (Ages 12 to 15)
Senior (Ages 16 to 17)
Open (18 and over)

18.1.2 **Tenor Drum:** Junior (Ages 8 to 11)
Cadet (Ages 12 to 15)
Senior (Ages 16 to 17)
Open (18 and over)

18.1.3 **Bugle:** Junior (Ages 8 to 11)
Cadet (Ages 12 to 15)
Senior (Ages 16 to 17)
Open (18 and over)

18.2 **Ages**

Ages are as at 23 September 2018. All members must compete within their age group regardless of rank.

18.3 Separate competitions will be run for boys and girls.

18.4 **Entry Forms**

All members wishing to compete must be included on the attached [Solo Competitions Entry Form](#) (**Form C**).

18.5 **Entry Form Cut Off Date**

Entry forms must be in the possession of your Group Field Commissioner/Officer by **Sunday 26 August 2018**.

Group Field Commissioners/Officers will check and forward the relevant correct entry forms to the Federal Field Commissioner on or before **Sunday 2 September 2018**

18.6 **Start Time and Other Information**

Solo competitions will commence at 0830 hours, and it is the responsibility of individual Squadrons to ensure Soloists have completed their entries so as to participate in the Field Diagrams. Please note Field competitions will not be delayed for members participating in solo competitions.

19.0 Solo Snare Drum Requirements

19.1 Competitors in the Solo Snare Drum competition shall be required to play a two 3 beat roll introduction and then play the compulsory tune [Tune No. 21 - Bugle March 4](#).

19.2 At the conclusion of the compulsory tune, and on the Judge's instruction, the competitor shall play a free choice piece tune. With the exception of General Salute and Last Post, this tune may be played at the discretion of the competitor.

19.3 Musical performance played during a free choice piece tune can be as creative as the competitor wishes.

20.0 Solo Tenor Drum Requirements

- 20.1 Competitors in the Solo Tenor Drum competition shall be required to play the compulsory tune [Tune No. 21 - Bugle March 4](#).
- 20.2 At the conclusion of the compulsory tune, and on the Judge's instruction, the competitor shall play a free choice piece tune. With the exception of General Salute and Last Post, this tune may be played at the discretion of the competitor.
- 20.3 Musical performance played during a free choice piece tune can be as creative as the competitor wishes.
- 20.4 Competitors must be accompanied by at least 1 but not more than 2 accompanying snare drummers. Competitors must provide their own accompaniment.

21.0 Solo Bugle Requirements

- 21.1 Competitors in the Solo Tenor Drum competition shall be required to play the compulsory tune [Tune No. 21 - Bugle March 4](#).
- 21.2 At the conclusion of the compulsory tune, and on the Judge's instruction, the competitor shall play a free choice piece tune. With the exception of General Salute and Last Post, this tune may be played at the discretion of the competitor.
- 21.3 Musical performance played during a free choice piece tune can be as creative as the competitor wishes.

BALL GAMES COMPETITION

Ball Games

22.0 General Conditions

- 22.1 Each Group may enter a team to compete in separate Boys and Girls ball games competitions. The Ball Games Competitions shall be conducted in accordance with the [Australian Air League Manual, Section 24](#).
- 22.2 Each team shall consist of eight (8) members who shall be under the age of eighteen (18) years. Teams will be all male or all female. Teams must be dressed in Physical Education attire in accordance with Section 18 of the Australian Air League Manual. AAL uniform shall not be worn in substitution of Physical Education attire. All members of a team shall be dressed the same. Any team not dressed in accordance with these conditions shall not be permitted to take part in the competition. The ball to be used for each game as nominated shall be as follows:
- 22.3 Medicine Ball:**
- 22.4 Medicine balls used in AAL physical activities competitions shall weigh at least 2.25 kilograms. No restrictions shall apply to the circumference of medicine balls. A medicine ball is used in the second game (Game Number Six - Under and Over Relay) and the third game (Game Number One - Tunnel Ball).
- 22.5 Basketball:**
- 22.6 Basketballs used in AAL physical activities competitions shall be a regulation competition ball 76.25 cm in circumference. A basketball is used in the first game (Game Number Two - Run and Throw Back Relay).
- 22.7 Procedure:**
- 22.8 All commands shall be given by one (1) blow of a whistle from the competition official.
- 22.9 ***First Whistle:***
Team standing at attention on markers with team captains standing on the first markers as appropriate with the relevant ball at their feet.
- 22.10 ***Second Whistle:***
Teams assume the ready position appropriate to the particular game to be played.
- 22.11 ***Third Whistle:***
Game commences. If a false start has occurred, this will be indicated by two (2) rapid whistle blows. In such a circumstance the teams shall stop immediately and return to their original positions at which stage the competition shall commence again. All positions of team members will be indicated on the ground by means of markers. This will also be used as a line marker if the game requires the team members to move to a given point.
- 22.12 Movement off the markers will result in disqualification except if changing position due to rotation or where a game permits members to bunch up. Teams line up in single file on parallel lines to each other no closer than three (3) metres apart. Each team occupies one line. The lines are marked at intervals of one (1) metre from front to rear with the team captain on the first marker.

23.0 Ball Games Rules and Procedures

23.1 First Game - Game Number One (1) Tunnel Ball - Medicine Ball

23.2 Refer also to [Tunnel Ball](#) for a one page printable copy.

23.3 Teams line up in single file on parallel lines to each other no closer than three (3) metres apart. Each team occupies one line, the lines are marked at intervals of one (1) metre from front to rear with the team captain on the first marker.

23.4 **"First whistle"** All of the team is standing to attention and the captain has the ball at his/her feet.

23.5 **"Second whistle"** Ready position. Team members' feet astride and body bent downwards to make a tunnel with their legs for the ball to pass through. The Captain picks up the ball with both hands and holds it clear of the ground.

23.6 **"Third whistle"** Game Commences. The Captain sets the game in motion by throwing the ball down the tunnel where it is propelled by the hands of the team to the member on the end of the line. When the end member receives the ball, he/she runs on the right hand side of the team to the head of the line (see 25.32), while all members move back one (1) marker. The runner then takes up the captain's position and sets the ball going again. As the process is repeated the captain gradually works down to the end of the line. When he/she receives the ball as the last runner he/she runs through to the finish line 10 metres in front, then facing the team at attention with the ball at his/her feet and the rest of the team also standing at attention indicating that they have finished.

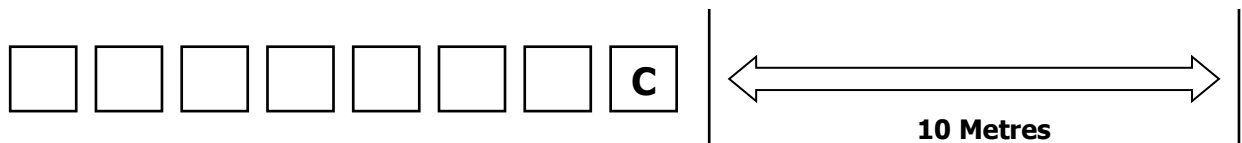
23.7 It is not necessary for each member to touch the ball.

23.8 One foot must be kept on each side of the marker. No bunching up is allowed.

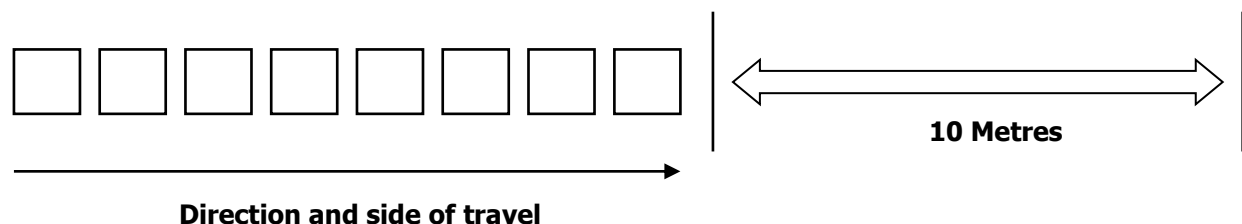
23.9 If the ball goes out of the tunnel it may be recovered by the player who missed it and play continued from that point.

23.10 The member at the end of the line is **not** permitted to stand back from the mark and take the ball on the run.

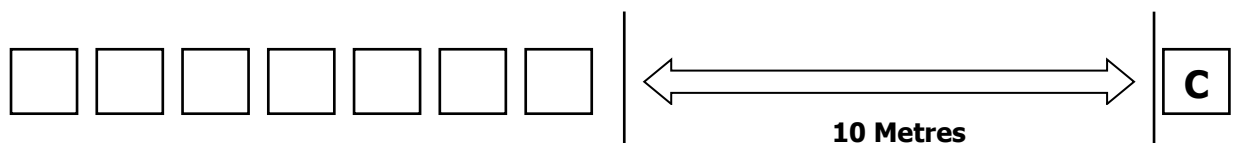
23.11 Game Number One Starting Position:



23.12 Game Number One – During Play:



23.13 Game Number One – End Position



23.14 Second Game –Game Number Two (2) Run and Throw Back Relay (Basketball)

23.15 Refer also to [Run and Throw Back Relay](#) for a one page printable copy.

23.16 Teams line up in single file on parallel lines to each other no closer than three (3) metres apart. Each team occupies one line, the lines are marked at intervals of one (1) metre from front to rear with the team captain on the first marker.

23.17 **"First whistle"** All of the team is standing to attention and the captain has the ball at his/her feet.

23.18 **"Second whistle"** Ready Position. The Captain picks up the ball and the remainder of the team bunch up behind the captain (moving off the markers).

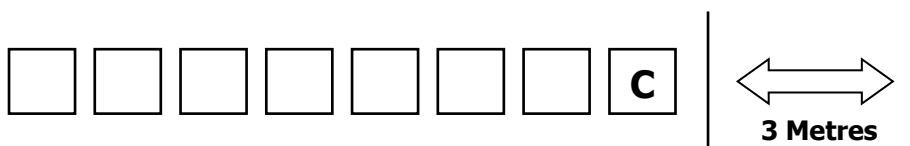
23.19 **"Third whistle"** Game Commences. Captain runs to the three (3) metre marker in front of the team, stops and throws the ball back to the next team member who catches the ball. The captain then runs down the right hand side of the team (see 25.10 below) to take up a position at the rear of the team. At the same time the member who caught the ball runs to the front marker and throws the ball back to the next member and so on till the captain is back on his/her marker, along with each team member on his/her marker, standing to attention and the captain with the ball at his/her feet, indicating that they have finished.

23.20 Members throwing the ball back to the team must be standing at attention and stationary before throwing the ball back to the team.

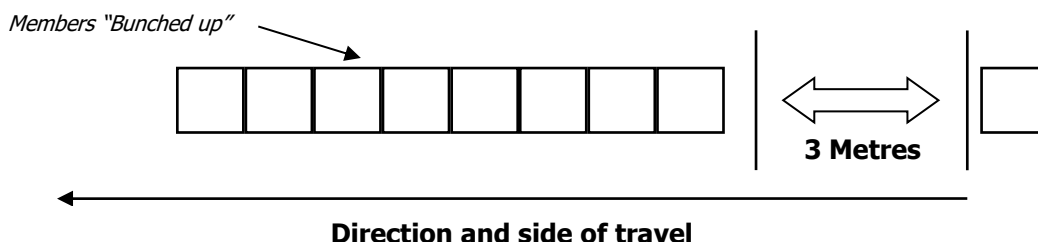
23.21 Members catching the ball must not leave their position prior to receiving the ball.

23.22 If the member receiving the ball drops it, they must after retrieving it start their run to the throwing line from the front marker.

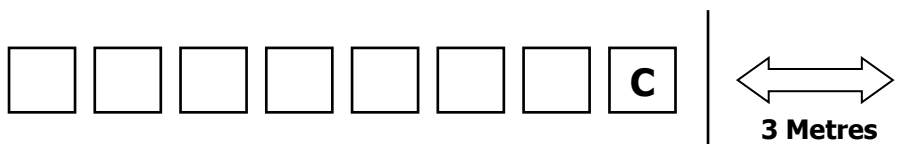
23.23 Game Number Two Start Position:



23.24 Game Number Two – During Play:



23.25 Game Number Two End Position:



23.26 Third Game - Game Number Three (3) Bounce Relay - Basketball

23.27 Refer also to [Bounce Relay](#) for a one page printable copy.

23.28 Teams line up in single file on parallel lines to each other no closer than three (3) metres apart. Each team occupies one line, the lines are marked at intervals of one (1) metre from front to rear with the team captain on the first marker.

23.29 **"First whistle"** All of the team is standing to attention and the captain has the ball at his/her feet.

23.30 **"Second whistle"** Ready Position. The Captain picks up the ball and the remainder of the team bunch up behind the captain (moving off the markers).

23.31 **"Third whistle"** Game Commences. The Captain runs to the three (3) metre marker in front of the team, stops and bounces the ball three (3) times. The Captain then throws the ball back to the next team member who catches the ball. The captain then runs down the right hand side of the team (see below) to take up a position at the rear of the team. At the same time the member who caught the ball runs to the front marker, bounces the ball three (3) times and throws the ball back to the next member and so on till the captain is back on his/her marker, along with each team member on his/her marker, standing to attention and the captain with the ball at his/her feet, indicating that they have finished.

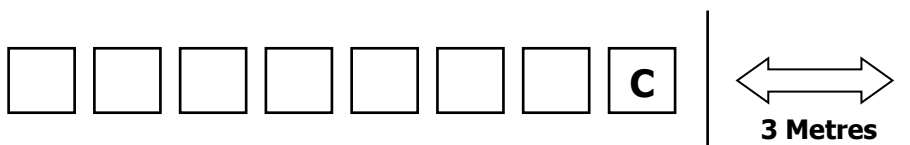
23.32 Members throwing the ball back to the team must be standing at attention and stationary before throwing the ball back to the team.

23.33 Members catching the ball must not leave their position prior to receiving the ball.

23.34 If the member **bouncing** the ball loses it during the bouncing, they retrieve the ball and continue the count from the number that the ball was lost from and not from the start.

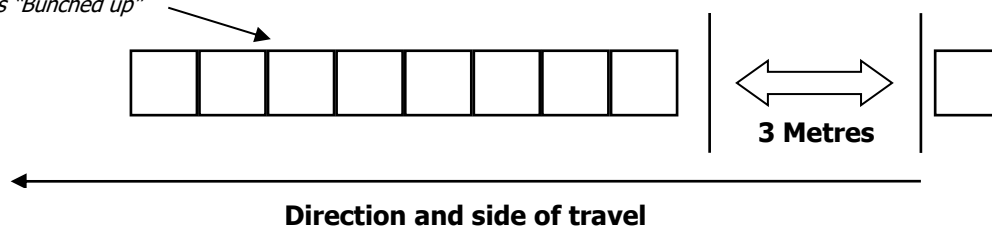
23.35 If the member **receiving** the ball drops it, they must after retrieving it start their run to the throwing line from the front marker.

23.36 Game Number Three – Starting Position:

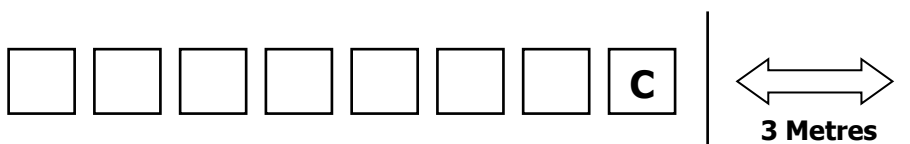


23.37 Game Number Three – During Play:

Members "Bunched up"



23.38 Game Number Three – End Position:



EDUCATION COMPETITIONS

24.0 Introduction

- 24.1 The education displays, essays and modelling competitions to be conducted at the Australian Air League Review 2018 provides a medium of friendly competition that will enable members to showcase their competition entries to their peers, official guests, the media and the general public. The education display and essay competitions focus attention upon a specific subject area of aviation and encourages entrants to let their imagination and creative skills shine.
- 24.2 Since some judging must be conducted prior to the date of the Review, all entries in essay and education examination competitions must be received by the closing date notified below and on the entry form. Details of the education displays, and competitions are provided as follows.

25.0 Education Competition Staff

- 25.1 O.C. Education and Modelling Education Competitions – Gp Comr Peter Gledhill DSA

Squadron Education Display

26.0 Education Display Conditions and Judging

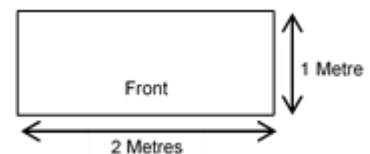
Squadrons are invited to enter an Education Display subject to compliance with the 'theme' and in accordance with the conditions of entry below. Separate competitions will be run for Boys, Girls and Mixed Gender squadrons.

26.1 Theme

- 26.1.1 The theme for the 2018 AAL Review Education Display and Competition is;
'Australia's Air Involvement During the Vietnam War'

26.2 Conditions of Entry

- 26.2.1 All entries are to be designed around a maximum size of two metres wide by one metre in depth. Tables will be provided for the displays.



- 26.2.2 Squadrons wishing to display items which could be regarded as unconventional in shape or requiring special items of equipment are to advise their Group Education Commissioner who will advise the specific nature of the requirement to the Federal Education Commissioner at least four weeks prior to the competition, or alternatively, include the specific details with the competition entry form at the time of submission.
- 26.2.3 Entries are to be made on the [Education Display & Essay](#) entry form (**Form D**) and forwarded to the relevant Group Education Commissioner/Officer by **Sunday 26 August 2018**. Entries are only required from squadrons who wish to enter the competition. There is no need to inform competition staff if a squadron is not entering the competition. The Group Education Commissioner will then pass on all entries to the Federal Education Commissioner no later than **Sunday 2 September 2018**. Late entries may be accepted at the discretion of the Federal Education Commissioner.
- 26.2.4 Electricity is available in the display area however squadrons are to provide their own extension cords and power boards if required.
- 26.2.5 Displays are to be set up and dismantled by squadron personnel.

- 26.2.6 On Sunday 23 September 2018 the display area will be open from 0700 hours for the setting up of displays. All displays are to be set up by 0900 hours.
- 26.2.7 All displays must remain in the competition area until after the Ceremonial Parade and presentations. Displays are to be disassembled and removed as soon as possible following the parade.
- 26.2.8 All squadrons are to provide a name tag to identify their display. The name tag is to be 40cm x 10cm with the squadron name clearly printed on the tag.
- Note:** The name tag is to be removed or concealed for judging. The name tag is to be the only means of identifying the squadron. The squadron name or any form of identification must not appear anywhere on the education display itself.
- 26.2.9 In order to compete, all squadron members who participated in the construction of the display must be financial members of the League.
- 26.2.10 A listing of members names, ages and the specific parts of the display that the member participated in is to be provided either, a; attached to the entry form when sent to the relevant Group Education Commissioner, or b; given to the Federal Education Commissioner or his 2.I.C. at the time of setting up the display.

26.3 Judging

- 26.3.1 Judging of Squadron education displays will commence at 0900 hours. Except for authorised personnel, all persons are to vacate the display area whilst judging is being conducted.

26.4 Judging Criteria

- 26.4.1 Squadron education displays will be judged on the following criteria with points allocated as indicated:
- 26.4.2 **Layout (10 points):**
A well structured and uncluttered display is expected compared to one that is unstructured or cluttered.
- 26.4.3 **Visual Impact (10 points):**
Legibility at a viewing distance of 1.5 metres is essential and the initial impact must be pleasing.
- 26.4.4 **Use of Materials (10 points):**
Creativity in the use of materials is sought. No preference shall be given to hand sketches compared to photos or magazine pictures.
- 26.4.5 **Skill (10 points):**
More points will be awarded where a wider range of skills are used.
- 26.4.6 **Standard of Overall Finish (10 points):**
The quality of workmanship will be assessed considering the age of the members used in the preparation of the display.
- 26.4.7 **Content (20 Points):**
Preference will be given to those displays that more extensively cover the theme compared to those which choose to cover only a narrow part of the theme.
- 26.4.8 **Cadet Participation (20 points)**
Names and ages of members must appear on a separate document indicating which member is responsible for which component of the display. This may be at a research, drawing, sheet, operating component or written section level. Where multiple cadets participated in the completion of one component, all of their names should appear for that component. The greater the percentage of members of a squadron participating, the higher the mark, based upon the squadron strength at 30 June 2018. This information is to be supplied by each squadron and shall be attached to the entry form.

26.4.9 ***Adherence to Rules*** (10 points):

Points will be deducted for each rule not adhered to e.g. entry form not completed with all relevant information, late entry, cadet participation level not indicated, Squadron name on display etc.

26.4.10 Note: Education displays which exceed the maximum prescribed size as above (Point 26.2.1) will not be judged.

Modelling

27.0 Competition Categories

27.1 In conjunction with the squadron education display, modelling competitions will be conducted for individual members. Members may compete in the following nominated age groups and shall be subject to the conditions of entry.

27.2 Note: Balsa Models are now included under Air Activities Competitions – see [Balsa Model Flight Competition](#)

27.3 Separate boys and girl's entries will be accepted for the following categories:

27.4 [Kite](#)

27.4.1 'Diamond Kite' or 'Lawrence Hargrave Box Kite'

Entry Code	Age Group
K1	8 – 11 years
K2	12 – 14 years

27.5 [Plastic Model – Aircraft \(1/72 Scale and smaller\)](#)

Entry Code	Age Group
P3	8 – 11 years
P4	12 – 14 years
P5	15 – 17 years
P6	18 years and over

27.6 [Plastic Model – Aircraft \(1/48 Scale and larger\)](#)

Entry Code	Age Group
P7	8 – 11 years
P8	12 – 14 years
P9	15 – 17 years
P10	18 years and over

27.7 [Plastic Model – Open \(Space Vehicles \(Actual\), Ships, Cars, Armour Vehicles, Science Fiction etc.\)](#)

Entry Code	Age Group
P11	8 – 11 years
P12	12 – 14 years
P13	15 – 17 years
P14	18 years and over

27.8 [Group Build Aircraft \(1/72 Scale Messerschmitt Bf109\)](#)

Entry Code	Age Group
P15	8 – 11 years
P16	12 – 14 years
P17	15 – 17 years
P18	18 years and over

27.9 Diorama – Aircraft and Associated Equipment Only

Competition Age Groups

Entry Code	Age Group
D19	8 – 11 years
D20	12 – 14 years
D21	15 – 17 years
D22	18 years and over

28.0 General Conditions of Entry

- 28.1 All entries in the modelling competitions must comply with the following;
- 28.2 Individual members can enter only one model each in each modelling competition category.
- 28.3 All models entered **must** be the work of the entrant entirely. In the case of Group One (8–11 years), an absolute minimum of help is permitted, but not encouraged.
- 28.4 Age of entry is as of 23 September 2018.
- 28.5 All models being entered in the Modelling competitions are to be set up between 0700 hours and 0900 hours in readiness for judging.
- 28.6 All models must remain in the competition area until after the Ceremonial Parade and presentations and must be removed as soon as possible after the parade.
- 28.7 Entries are to be made on the [Modelling Entry Form \(Form E\)](#) and forwarded to the relevant Group Education Commissioner/Officer by **Sunday 26 August 2018**. Entries are required only from those squadrons whose members are participating in a particular competition. There is no requirement for squadrons to submit an entry form where no members are competing. The Group Education Commissioner/Officer will have until **Sunday 2 September 2018** to pass all entries to the OC Education Competitions.
- 28.8 Late entries may be accepted at the discretion of the OC Education Competitions up to the date of the Review. Late entries will not be accepted on the day for judging, however any models that have not been entered may be displayed in the display area subject to available space.
- 28.9 Members entering models are to be current financial uniformed members of the Australian Air League. Membership cards may be checked, therefore entrants or their representatives should ensure that the entrant's membership card is brought to the competition area.
- 28.10 Models that have previously won either 1st, 2nd or 3rd place in an Australian Air League Review Modelling competition will not be accepted. It is encouraged that entered models which did not win a place at a previous Australian Air League Review are also not entered again and new ones are built. Models that have been entered into respective 2018 Group Review Competitions will be accepted.
- 28.11 Whilst all care will be taken to safeguard models from damage or loss, the Council of the Australian Air League accepts no responsibility for any model or diorama entered.
- 28.12 Judging of the modelling competitions will commence at 0900 hours. Except for authorised persons all persons will vacate the display area whilst judging is being conducted.

29.0 Kites

29.1 Additional Conditions of Entry for Kites

29.2 The kite can be either;

29.2.1 'Diamond Kite' as per the Aircraft Modelling Class 4 workbook, or;

29.2.2 The Lawrence Hargrave Box Kite as per plans on the NSWBG Modelling Website - <http://nswbgmodelling.airleague.com.au/FreeFlightPage/FreeFlightIndex.htm>.

29.3 Construction

29.3.1 All joins between the various materials used should be neat and tidy. Where glues are used, excessive glue or smears will be noted. Any cross members must be aligned correctly and coverings must not be torn or crinkled. Tails must be complete as per the kite plans used and should be displayed with the kite. Flying Lines and Reels are not required to be displayed with the kite.

29.4 Finish

29.4.1 Attention will be given to how the kite is decorated and whether this suits the design, e.g. a Hargrave box kite is not decorated and will not lose points, but must have been finished correctly with no torn or crinkled fabric/paper etc. The Diamond Kite can be decorated however a member wishes.

29.5 Presentation

29.5.1 The overall presentation is judged on the first impression from approximately arms distance. This takes into account the general appearance as would be seen by a casual observer.

30.0 Plastic Modelling – Aircraft 1/72 Scale (and smaller) and 1/48 Scale (and larger) Competitions

30.1 Overall Appearance

30.1.1 The overall appearance is judged on the first impression from approximately one arms distance. This considers the way the model is presented, and the general appearance as would be seen by a casual observer.

30.2 Paintwork

30.2.1 The paintwork is judged on how the member has painted the model. It considers the use of brush or airbrush. For brush; whether there are brush marks, cleanness of lines, thickness of paint and authenticity. For airbrush; whether there is over spray, cleanness of lines, thickness of paint and again, authenticity. Overall; whether details have been painted e.g. cockpit, undercarriage, ordinance, engine etc.

30.3 Attention to Detail

30.3.1 This judging criterion is based on how the member has assembled the model and whether the member has detailed the model beyond just putting the kit together. Attention will be given as to how the member has assembled all the small parts that are sometimes missed.

30.4 Decals

30.4.1 This judging criterion will be based on how the decals are applied to the model, including correct alignment. For example, the correct direction that the kangaroo faces on Australian military aircraft. As all model aircraft would normally have decals, a model without decals would in most cases lose marks.

30.5 Overall Finish

30.5.1 This judging criterion considers the overall finish of the model. This includes how the joins are finished. It also considers how the model looks on closer inspection. This should be achieved without the need to pick up the model in order to inspect it thoroughly.

30.6 Glasswork

30.6.1 Glasswork considers the way windows, canopies, lights etc. are attached to the model and whether glue or paint smears appear. It will also consider if the framework of canopies etc. is painted and detailed.

31.0 Plastic Modelling – Open Space Vehicles (Actual), Ships, Cars, Armour Vehicles, Science Fiction etc.

31.1 Overall Appearance

31.1.1 The overall appearance is judged on the first impression from approximately one arms distance. This considers the way the model is presented, and the general appearance as would be seen by a casual observer.

31.2 Paintwork

31.2.1 The paintwork is judged on how the member has painted the model. It considers the use of brush or airbrush. For brush; whether there are brush marks, cleanness of lines, thickness of paint and authenticity. For airbrush; whether there is over spray, runs, cleanness of lines, thickness of paint and again, authenticity. Overall; whether details have been painted, e.g. aircraft on an aircraft carrier or ship, engines (if included) on cars etc.

31.3 Attention to Detail

31.3.1 This judging criterion is based on how the member has assembled the model and whether the member has detailed the model beyond merely putting the kit together. Attention will be given as to how the member has assembled all the small parts that are sometimes missed.

31.4 Decals

31.4.1 This judging criterion will be based on how the decals are applied to the model, including correct alignment. Note: As some models may not have decals, marks will not be deducted if there are no decals present.

31.5 Overall Finish

31.5.1 This judging criterion considers the overall finish of the model. This includes how the joins are finished. It also considers how the model looks on closer inspection. This should be achieved without the need to pick up the model in order to inspect it thoroughly.

31.6 Note

31.6.1 The 'Glasswork' marks have been deleted from the 'Open' category as depending on the subject, kits may or may not have glasswork. If, however a kit does have glasswork, marks will not be counted for such so all models are marked evenly. It is encouraged however to finish any glasswork as neatly as possible.

32.0 Plastic Modelling – Group Build 1/72 Scale Messerschmitt Bf109

32.1 Overall Appearance

32.1.1 The overall appearance is judged on the first impression from approximately one arms distance. This considers the way the model is presented, and the general appearance as would be seen by a casual observer.

32.2 Paintwork

32.2.1 The paintwork is judged on how the member has painted the model. It considers the use of brush or airbrush. For brush; whether there are brush marks, cleanness of lines, thickness of paint and authenticity. For airbrush; whether there is over spray, cleanness of lines, thickness of paint and again, authenticity. Overall; whether details have been painted e.g. cockpit, undercarriage, ordinance, engine etc.

32.3 Attention to Detail

32.3.1 This judging criterion is based on how the member has assembled the model and whether the member has detailed the model beyond just putting the kit together. Attention will be given as to how the member has assembled all the small parts that are sometimes missed.

32.4 Decals

32.4.1 This judging criterion will be based on how the decals are applied to the model, including correct alignment. For example, the correct direction that the kangaroo faces on Australian military aircraft. As all model aircraft would normally have decals, a model without decals would in most cases lose marks.

32.5 Overall Finish

32.5.1 This judging criterion considers the overall finish of the model. This includes how the joins are finished. It also considers how the model looks on closer inspection. This should be achieved without the need to pick up the model in order to inspect it thoroughly.

32.6 Glasswork

32.6.1 Glasswork considers the way windows, canopies, lights etc. are attached to the model and whether glue or paint smears appear. It will also consider if the framework of canopies etc. is painted and detailed.

32.7 Notes

32.7.1 The model may be any version of the Messerschmitt Bf109.

- It is to be 1/72 Scale
- While there are many brands that make this subject, it must be a regular model kit, not for example, a Hobbyboss 'Easy Assembly Authentic Kit', snap together kit or diecast metal or plastic already built models.

32.7.2 The model is to be built 'Out of the Box'. That is;

- No additional detail is to be added that is not in the kit
- Only the paint option included in the kit is to be used
- Only the decal (marking) option in the kit is to be used
- Note: If there is more than one paint and/or decal option included in the kit, one should be chosen and correctly applied.

33.0 Diorama Modelling Aircraft and Associated Equipment only

33.1 Additional Conditions of Entry for Dioramas

33.1.1 Each diorama is to contain at least one aircraft model.

33.1.2 The maximum size of the base of the diorama is not to exceed 50cm x 50cm.

33.2 Scale

33.2.1 All elements in the diorama should be in approximately the same scale. (e.g. 1/72-1/76, 1/48, 1/35-1/32 etc.).

33.3 Layout

33.3.1 A well structured and uncluttered diorama is expected.

33.4 Use of Materials

33.4.1 Creativity in the use of materials is sought.

33.5 Skill

33.5.1 More points will be given to the use of a wider range of skills used.

33.6 Construction

33.6.1 Construction faults will be noted. The different parts of the models used in the diorama should be glued to ensure all joints fit tightly together. Gaps between joints and tool marks are to be avoided. Similarly, excessive use of glue and smearing of glue is also to be avoided.

33.7 Finish

33.7.1 Attention will be given to how the materials used on the diorama have been applied. The following will be considered; the proper application of decals or decorations, brush marks and paint runs, unrealistic weathering and contamination.

33.8 Presentation

33.8.1 The overall presentation is judged on the first impression from approximately arms distance. This considers the way the elements in the diorama are positioned, the realism of their presentation and the general appearance as would be seen by a casual observer.

Education Essay

34.0 Education Essay Conditions and Judging

34.1 Members are invited to submit entries for the education essay competitions. Separate boy's and girl's competitions will be conducted.

34.2 Theme

34.2.1 The theme for the 2018 AAL Review Education Essay Competition is;

'Australia's Air Involvement During the Vietnam War'

34.3 Competition Age Groups and Criteria

Group One	8 – 11 years	A simple project type of presentation in a project book
Group Two	12 – 14 years	An essay of between 1000 and 1500 words
Group Three	15 – 17 years	An essay of between 1500 and 2000 words
Group Four	18 years and over	An essay of between 2000 and 3000 words

34.3.1 The age of the entrant shall be as of **23 September 2018**.

34.4 Conditions of Entry

34.4.1 Squadron education displays will be judged on the following criteria with points allocated as indicated;

34.4.2 All entrants must be current financial uniformed members of the Australian Air League.

34.4.3 Only one entry may be submitted per member.

34.4.4 Each entry must be clearly marked with the entrant's name, age, certificate number, Squadron name and Group.

34.4.5 All entries must accompany the entry form provided to each Group and be submitted by the prescribed date.

34.4.6 Entries are to be made on the [Education Display & Essay Entry Form \(Form D\)](#) and forwarded to the relevant Group Education Commissioner by **Sunday 26 August 2018**, which will be forwarded by them to the judge of the essay competition by **Sunday 2 September 2018**.

34.4.7 All entries remain the property of the Australian Air League.

34.5 Judging

34.5.1 All entries will be displayed as part of the education display at the 2018 Australian Air League Review. Judging for the essay competitions will be based on the following criteria;

34.6 Presentation

34.6.1 The overall appearance of the information presented will be judged. The layout should be clear and well presented. Where pictures have been attached to the page, the alignment with other elements and neatness will be considered. Neat handwriting will be considered as equivalent to typed/printed information.

34.7 Content

34.7.1 Preference will be given to those presentations and essays that more extensively cover the theme compared to those which choose to cover a narrow part of the theme.

34.8 Accuracy of Information

34.8.1 Information presented will be checked for accuracy. Misleading, outdated or incorrect information will be marked down. Presentations and essays that present more detailed information relevant to the topic is preferred.

34.9 Interest Level for the Reader

34.9.1 This judging criterion shall be based on how well the attention of the reader is captured by the way the information is presented.

34.10 Structure

34.10.1 The presentation or essay will be judged on the way the information flows from the introduction to the conclusion. Information that is grouped appropriately will be preferred over information that is presented in a haphazard fashion.

34.11 Wording

34.11.1 Preference will be given to those presentations and essays that do not merely contain words that have been copied from other sources. Efforts made by the member to expand on the theme in their own words will be recognised. It is permissible to use internet for research, but obvious 'internet downloads' without substantial member input will not be judged favourably.

Education Assessment Competition

35.0 Assessment Competitions Conditions

35.1 Each Group is invited to nominate members for the Education Assessment Competition. Separate boys and girls competitions will be conducted.

35.2 Purpose

35.2.1 The purpose of conducting the Education Assessment Competition is to recognise and reward outstanding achievement and contribution to the objectives of the Australian Air League education and field syllabi since the previous Australian Air League Review.

35.3 Competition Criteria

35.3.1 Group Executive Commissioners are responsible for nominating a member or members for this competition. Entry will be based on assessment records and will note achievements gained since the previous Australian Air League Review.

35.3.2 The following competition criteria will apply;

35.3.3 **Education and Field subjects passed.**

35.3.4 In the case of theory subjects, members pass marks will be assessed. In the case of practical subjects, a list of subjects passed only will be assessed.

35.3.5 **Instructor badges gained.**

35.3.6 In addition, a summary of instructor achievements detailing the number of members passed and pass marks achieved under the instruction of the nominated member will be included.

35.3.7 **Education Diploma participation - *Where appropriate.***

35.3.8 Participation by the nominated member in Squadron, Wing or Group Education Competitions at the Australian Air League Review 2018. Details of nominated members participation in modelling and education display competitions will be included.

35.4 Conditions of Entry

35.4.1 Each Group may nominate one boy and/or one girl member with an overall assessment achievement in accordance with the above competition criteria.

35.4.2 Entry is restricted to members who are under the age of 18 years as at **23 September 2018**.

35.4.3 Members nominated by Groups shall be financial members of the League.

35.4.4 Group Education Commissioners are to attach a resume of the members education achievements in accordance with the competition criteria.

35.4.5 All entries must be forwarded to the Federal Education Commissioner by **Sunday 2 September 2018** for judging.

AIR ACTIVITIES COMPETITIONS

Balsa Model Flight Competition

36.0 Balsa Model Flight Competition Conditions

36.1 General Information

- 36.1.1 Balsa models will be judged on both their construction and their ability to fly.
- 36.1.2 The balsa glider design to be used will be that which is in the AAL Aircraft Modelling Class 4 workbook and is to be built using the standard balsa sizes shown in the plans without modification.
- 36.1.3 The wingspan of any glider is to be no more or less than 30cm.
- 36.1.4 The model should be capable of stable flight.
- 36.1.5 The model is to be hand launched. Catapult launching of gliders will not be allowed.

36.2 Competition Age Groups

Group One	8-11 years
Group Two	12-14 years
Group Three	15-17 years
Group Four	18 years and over

36.3 General Conditions

- 36.3.1 All entries in the Balsa Model Flight Competition must comply with the following;
- 36.3.2 Individual members are to enter only one balsa model each.
- 36.3.3 All balsa models entered must be the work of the entrant entirely. In the case of Group One, (8-11 Years), an absolute minimum of help is permitted but not encouraged.
- 36.3.4 Age entry is at **23 September 2018**.
- 36.3.5 All balsa models being entered in the Modelling competition will be set up between 0700 hours and 0900 hours in readiness for judging at the Education Modelling Area.
- 36.3.6 Members will be notified by an announcement when static judging is complete. Members will be required to then take their model to the flight line area for the flying component.
- 36.3.7 Entries are to be made on the [Modelling Entry Form \(Form E\)](#) and forwarded to the relevant Group Education Commissioner/Officer by **Sunday 26 August 2018**. The Group Education Commissioner/Officer will then forward all entries to the Federal Education Commissioner by **Sunday 2 September 2018**.
- 36.3.8 Late entries may be accepted at the discretion of the Federal Education Commissioner up to the date of the Review. Late entries will not be accepted on the day for judging, but any models that have not been entered may be displayed in the display area subject to available space.
- 36.3.9 Members entering models are to be current financial uniformed members of the Australian Air League. Membership cards may be checked therefore entrants, or their representatives should ensure that membership cards are brought to the competition area.
- 36.3.10 Balsa models that have previously won 1st, 2nd or 3rd place in an Australian Air League modelling competition will not be accepted. It is encouraged that entered balsa models which did not win a place at a previous Australian Air League Review are also not entered again and new ones built. Balsa models that have been entered into respective 2018 Group Review Competitions will be accepted.
- 36.3.11 Whilst all care will be taken to safeguard models from damage or loss, the Council of the Australian Air League accepts no responsibility for any model or model entered.

36.4 Model Construction

36.4.1 Outline

The outline of the balsa models should be sharp and smooth. For example, straight edges to be cut straight. Avoid scallops or missing chunks. Curves to be smooth. Both halves of the wing should be isometric. For example, if the wing was cut through the chord at the centre of the span and folded one side over the other, each wing should be the same size and shape. The outlines of parts are not to be undercut. In order to avoid undercut, the knife of the blade should be held so that the cut remains vertical to the cutting surface.

36.4.2 Finish

The whole model should be sanded to a smooth finish using very fine sandpaper. Chuck gliders are not usually decorated. However, it is recommended that the model be given two coats of thin dope or banana oil to seal them from moisture which also assists to obtain a smooth finish. No additional points are given for decoration.

36.4.3 Construction

The different parts of the model should be glued to ensure all joints fit tightly together. Gaps between joints are to be avoided. Similarly, excessive use of glue and smearing of glue is also to be avoided.

36.4.4 Alignment

It is important to ensure the chord of the wing and tailplane are parallel to the centre line of the fuselage. Also, the fin should be mounted vertical to the fuselage. The wings should be mounted so that if a line was drawn horizontal to the fuselage under them, the distance measured from this line to the leading edge of the wing at any given point is the same on both sides of the fuselage.

Note: It is recognised that on some models the tailplane may be offset from the horizontal and the control surfaces may also be offset. This is necessary to trim the model for flight. Such a model will not incur any penalty.

36.5 Flights

36.5.1 Practice

There will be a small practice time made available, however competitors should arrive with their glider trimmed, ready for flight as best as possible.

36.5.2 Flying Window

Contest director to nominate the beginning of the time slot for official flights. Practice flying to stop during this period.

Models to be launched from a nominated upwind line for official flights. The line is to be nominated by the contest director.

36.5.3 Crashes

Should a glider break, the competitor may elect once only to hold his/her flight window for no more than 5 minutes to affect repairs, contest director has final say should the time taken be excessive.

Should a model be deemed unflyable after a crash the competitor is deemed finished his/her flight window and the best score becomes their scoring flight.

36.5.4 Flights

The Flight time to the nearest second to be recorded on a score card with competitor's name and age group, timing done by officials as nominated by contest director.

36.5.5 Three official flights to be recorded with the longest flight to be the scoring flight.

36.5.6 Points for flight to be calculated as Competitors longest flight time divided by longest flight time achieved in their age group.

36.5.7 **Scoring**

Construction: 30% of the mark

Flight: 70% of the mark.

Aircraft Recognition Competition

37.0 Aircraft Recognition Competition Conditions and Entries

37.1 General Information

37.2 An Aircraft Recognition Competition will be held at the Australian Air League Review.

37.3 Squadrons can enter ONE team of THREE cadets in each age category.

37.4 The competition will run for approximately 20 minutes during which teams will be shown images of aircraft that they will then be required to identify.

37.5 There will be two age categories as follows:

Group One 8 – 11 years

Group Two 12 – 17 years

37.6 Competition Information

37.7 Teams will be shown 30 images during the competition. Each image will be displayed for a time of approximately 5 seconds and then teams will be allowed 10 seconds to write down an answer.

37.8 Cadets will complete ONE marking sheet per squadron team.

37.9 General Conditions of Entry

37.10 Age of entry is as at the date of the Australian Air League Review 2018 – 23 September 2018.

37.11 Entries are to be made on the day at the designated Aircraft Recognition Competition area.

AFTERNOON PARADE

Afternoon Parade

38.0 Afternoon Review Staff

- | | | |
|------|-----------------|----------------------------|
| 38.1 | Parade OC | Comr James Dixon |
| 38.2 | Parade Adjutant | Comr Brian Grinter DSA MSA |

39.0 Dress

- 39.1 Members are required to wear full Australian Air League uniform as laid down in [Section 18](#) of the Australian Air League Manual.
- 39.2 Jumpers are not to be worn for the final parade unless the Parade OC gives explicit instructions otherwise. Tunics are to be worn by officers, optional only for officers from designated tropical squadrons.
- 39.3 All authorised medals and decorations **MUST** be worn. Authorised name badges (see [AAL Manual Section 18, Paragraph 50](#)) only are to be worn.
- 39.4 Members not in full and correct uniform will not be allowed to take part in the Afternoon Parade. All Groups are expected to strictly enforce this directive.

40.0 Duty of Care to Members

- 40.1 It is the responsibility of all Squadron OCs to ensure that their members are fit to take part in the Afternoon Parade. Members who are feeling ill should not be allowed to take part.
- 40.2 Squadron OCs are to ensure that their squadron members are sufficiently hydrated before the afternoon parade and have also had something to eat.
- 40.3 Group Executive Commissioners will ensure that the Squadrons within their Group have followed these directives.

41.0 Afternoon Review Competition Entries

- 41.1 **Parade Statements**
The attached [Review Parade Statement \(Form B\)](#) must be completed and handed in by 1300 hrs on the day of the Review.
- 41.2 **Armbands**
Armbands **MUST** be collected when handing in Parade Statements.
- 41.2.1 Officers Commanding Wings and Squadrons only will wear an armband on their left arm, which will be worn halfway between the shoulder and elbow.

42.0 Afternoon Review Competition Requirements

- 42.1 Squadrons will be judged in competitions on the march according to their eligibility.
- 42.2 Separate competitions will be run for boys, girls and mixed gender squadrons.
- 42.3 Competitions will be judged on the march as the Parade moves around the parade ground and will include the following:

42.4 Best Squadron On The March

42.4.1 Qualifications:

Total Members	MINIMUM – 18 comprising of:
<i>Officers</i>	At least 1
<i>Flag Party</i>	Fully constituted (ie 3 flags, 3 escorts and 1 NCO in charge)
<i>Flight</i>	At least one flight with at least 9 members plus NCO in charge. One point shall be deducted for each member less than 19 , including the NCO. Squadrons may not field flights with more than 19 members in total.

Provided they meet the criteria for at least one flight, Squadrons with multiple flights will not be penalised for extra flights that do not meet this criteria.

42.5 Best Small Squadron On The March

42.5.1 Qualifications:

Roll strength Only Squadrons with a total roll strength of 20 or less (as at 31 August 2016) are eligible for this competition, regardless of the number of members attending on the day. Squadrons over this number compete in Best Squadron on the March.

Total Members **MAXIMUM – 17**
MINIMUM – 9
comprising of:

<i>Officers</i>	At least 1
<i>Flag Party</i>	Fully constituted (ie 3 flags, 3 escorts and 1 NCO in charge) OR 1 Squadron Flag, 2 escorts and an NCO in charge.
<i>Flight</i>	Not more than 12 members plus an NCO in charge.

Those Squadrons deemed competitive according to the entry sheets will be judged in this category at the discretion of the marshals, and will not be competitive for the Best Squadron Trophy.

42.6 Best Flight On The March

42.6.1 Qualifications:

MAXIMUM – 19 (including NCO in charge)
MINIMUM – 10 (including NCO in charge).
Must consist of at least **1** NCO in charge and **9** other members. One point shall be deducted from every Flight for each member less than **19**, including the NCO in charge. All flights within a squadron that meet this criteria shall be eligible.

42.7 Best Flag Party On The March

42.7.1 Qualifications:

Must be 3 Flag Formation (ie **3** flags, **3** escorts and **1** NCO in charge) as per section 13 of the Australian Air League Manual. Any flag parties with less than the numbers nominated above are non-competitive.

43.0 Afternoon Parade Order

43.1 Parade will assemble in the following order:

PARADE STAFF

Federal Flag Party

New South Wales Girls Group

New South Wales Boys Group

Queensland Group

South Australia Wing

Victoria Group

44.0 Afternoon Parade Procedure

44.1 March On

44.1.1 Units are to commence to assemble in column of route when directed in the order as determined in paragraph [45.1](#) of this circular.

44.1.2 The Parade will march onto the parade ground, pass the dais and complete a circuit of the ground. After completing one circuit, the parade will form up as directed. . No General Salute will be given on the march on.

44.1.3 Once all units are in position, the Parade OC will give the order for all units to left turn into line and face the dais.

44.2 Presentations

44.2.1 Units are advised that if they are called to receive a presentation, the member accepting the award is to move quickly and smartly to the dais area. Members accepting awards must salute the presenter, regardless of whether they are uniformed or not.

44.3 March Off

44.3.1 **Parade Hand Over.** At the conclusion of the presentations, the Chief Commissioner orders the Parade to attention and hands the Parade back to the Parade OC.

44.3.2 The Parade OC orders all flags to the carry.

44.3.3 The Parade OC orders the parade to turn right into column of route.

44.3.4 **March Off.** At the order, the parade will march and pass the dais.

44.3.5 **Eyes Right, General Salute.** At the order, in succession of units, units perform an Eyes Right/General Salute as they pass the dais. All Officers salute (unless in a flag party) and all Squadron, Wing and Group Flags salute.

44.3.6 After passing the dais, the Parade marches to the rear of the parade ground. The massed AAL band assembles in front of the parade facing the dais and halts.

44.4 Final Ceremonies

44.4.1 **National Anthem.** The National Anthem will play. ALL Officers salute and all flag parties General Salute.

44.4.2 **Federal Flag Party March Off.** Following the National Anthem, the Federal Flag Party marches off the parade ground. ALL Officers salute, and all Squadron, Wing and Group flags General Salute, as the Federal Flag Party passes their immediate front.

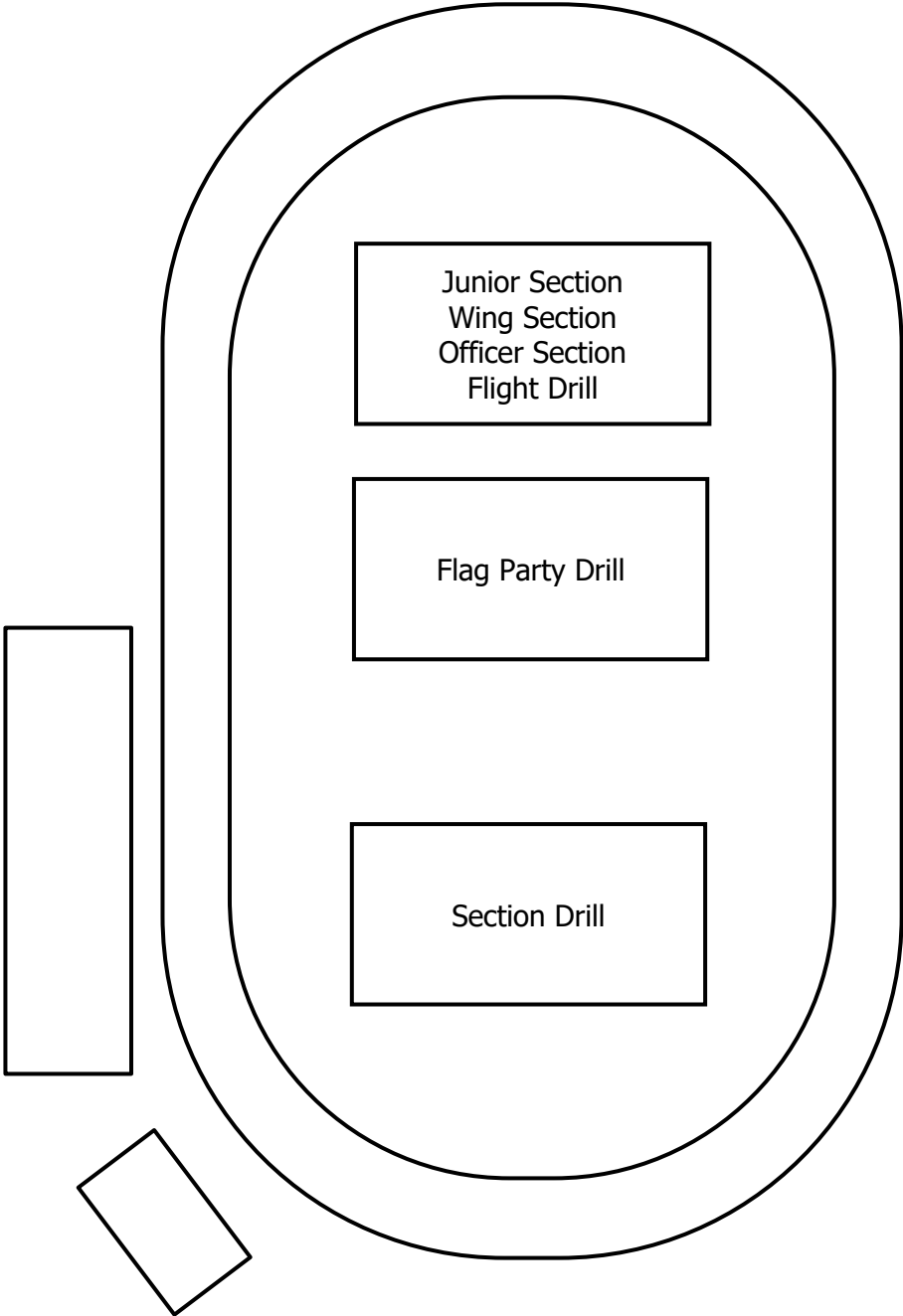
44.4.3 **Lowering of National Flag.** After the Federal Flag Party has been marched off, the Parade OC gives the command to lower the Australian National Flag. ALL Officers salute and Flag Parties General Salute.

- 44.4.4 **Order Flags.** Following the lowering of the Australian National Flag, the Parade OC orders all flags to the order.
- 44.4.5 **Dismissal.** At the completion of the above all Group Parade OCs will be called to report to the Parade OC for de-briefing. When all OCs are dismissed they return to their Groups and immediately dismiss their Groups.

Field Competitions Map

Note: Subject to change

Not to scale





**2018 AAL REVIEW FIELD COMPETITIONS
ENTRY FORM**

Return to your Group Field Commissioner/Officer by Sunday 26 August 2018

SQUADRON _____ **WING** _____

- Please note:**
- All squadrons may enter the **Open** competition
 - Boys Squadrons and those with a sufficient number of males may enter Boys Only Competition.
 - **SQUADRONS CAN ONLY ENTER ONE STREAM FOR EACH COMPETITION – NOT BOTH**

	OPEN		BOYS ONLY
SQUADRON SECTION DRILL Note: Single Squadron entries only allowed	<input type="checkbox"/>	OR	<input type="checkbox"/>
JUNIOR SECTION DRILL Number of junior sections competing (for single squadron entries only – max of two): <i>If left blank – assumed to be one</i> <input type="checkbox"/> Squadron Names Competing (Maximum of three):	<input type="checkbox"/>	OR	<input type="checkbox"/>
WING SECTION DRILL Squadron Names Competing:	<input type="checkbox"/>	OR	<input type="checkbox"/>
FLAG PARTY DRILL Squadron Names Competing (Maximum of three):	<input type="checkbox"/>	OR	<input type="checkbox"/>
FLIGHT DRILL Number of flights competing (for single squadron entries only): <i>If left blank – assumed to be one</i> <input type="checkbox"/> Squadron Names Competing (Maximum of three):	<input type="checkbox"/>	OR	<input type="checkbox"/>
BAND DRILL Note: Single Squadron/Wing entries only allowed	<input type="checkbox"/>	OR	<input type="checkbox"/>

DRUM MAJOR (For Squadrons/Wings entering Band Drill)
 Name: _____

Sqn / Wing OC _____
 NAME (PRINT) SIGNATURE

Dated this _____ day of _____, 2018



Australian
Air League

Australian Air League Inc.
Federal Field Department
ABN 66 585 094 960

Email: field@airleague.com.au

2018 AAL AFTERNOON PARADE ENTRY FORM

My Squadron is (*mark one only*) **MALE** **FEMALE** **MIXED**

*To be handed in on the day of the Review no later than **1300 hrs***

SQUADRON _____ **WING** _____

NUMBER ON PARADE _____ **NUMBER UNIFORMED ON ROLL** _____

Please indicate **YES** or **NO** for **each** competition (leave no blanks) and number of members (where applicable). Any blanks assumed to be No.

		No of Members Competing
BEST FLIGHT	Yes/No	MIN 10, MAX 19
BEST FLAG PARTY	Yes/No	7
BEST SMALL SQUADRON Open only to squadrons with a roll strength of 20 or less	Yes/No	MIN 9, MAX 17
BEST SQUADRON	Yes/No	MIN 18

CONDITION OF ENTRY

In signing this form and nominating my Squadron / Wing in the above competition(s), I and my Squadron/Wing agree to abide by all the rules and conditions as outlined in the competition circular, and hereby state that all members of the Squadron/Wing are financial members of the AAL.

Wing / Sqn OC _____
NAME (PRINT) SIGNATURE

Dated this _____ day of _____, 2018



Australian
Air League Inc.

**2018 AAL REVIEW
EDUCATION DISPLAY & ESSAY ENTRY FORM**

This entry form is to be completed and submitted to your Group Education Commissioner/Officer no later than Sunday 26 August 2018. No entry forms will be accepted after this date.

SQUADRON _____ **GROUP** _____

My Squadron is (*mark one only*) **MALE** **FEMALE** **MIXED**

Education Display: Yes No

Please circle either Yes or No. Special requirements should be noted on entry form.

If "Yes" is indicated:

Total squadron membership as at 30th June 2018: Cadets:

Officers:

Participation in the Education Display:

Cadets:

Officers:

Essay Competition

Junior Project Books: Please indicate number

Cadet Essays: Please indicate number

Senior Essays: Please indicate number

Squadron O.C. _____
NAME (PLEASE PRINT)

SIGNATURE

Date _____

FORM E



2018 AAL REVIEW - MODELLING ENTRY FORM

Category Code (see below for codes)	Surname	First Name	Date of Birth	Gender (M or F)	Model Subject e.g. Spitfire, F14 etc. <i>(Plastic models or Dioramas only)</i>

Codes for Modelling Competitions:

Competition	Codes for Age Groups			
	8-11	12-14	15-17	18+
Kites	K1	K2	N/A	N/A
Plastic Model – Aircraft (1/72 Scale and Smaller)	P3	P4	P5	P6
Plastic Model – Aircraft (1/48 Scale and Larger)	P7	P8	P9	P10
Plastic Model – Open	P11	P12	P13	P14
Plastic Model – Group Build (1/72 Scale Messerschmitt Bf109)	P15	P16	P17	P18
Diorama - Aircraft Related Only	D19	D20	D21	D22
Air Activities Balsa Model Flight Competition	B23	B24	B25	B26

Note: If insufficient space, please attach a separate list. Refer to the Review Digest for full details of all entries.

Squadron: _____ Group: _____

Squadron O.C.: _____ Date : _____

G.E.C. : _____ Date : _____

All entries to be returned to the relevant Group Education Commissioner by Sunday 26 August 2018.